



REGIONAL APPLICATIONS

THE MICHELIN® XTE® TIRE

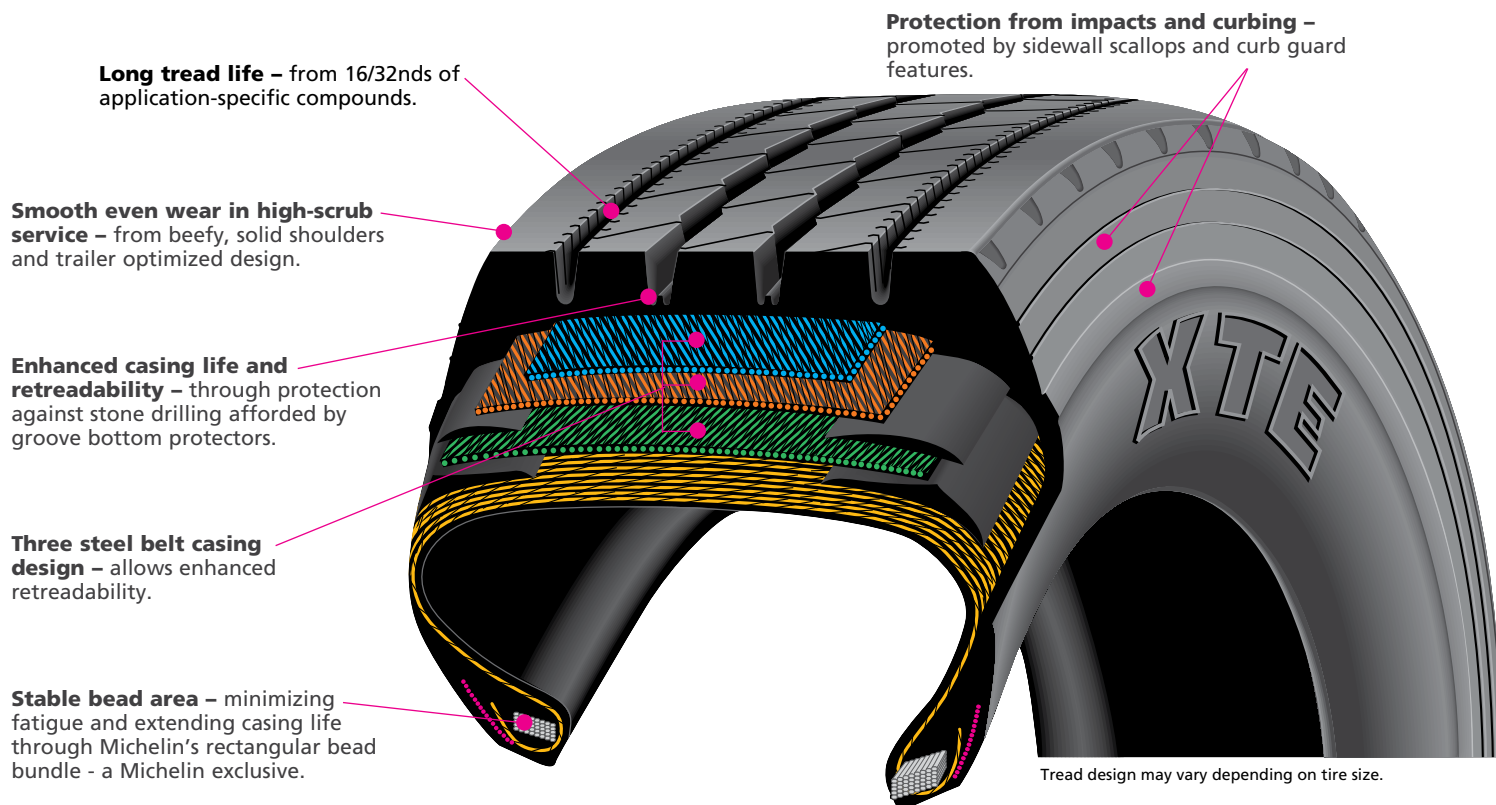
The robust trailer tire designed to withstand the demands of high scrub and spread axle service in regional applications

Line Haul	Regional	Urban	On/Off Road
-----------	-----------------	-------	-------------

Recommended Acceptable



The robust trailer tire designed to withstand the demands of high scrub and spread axle service in regional applications.



Size	Load Range	Catalog Number	Tread Depth 32nds	Max. Speed (*) mph	Loaded Radius		Overall Diameter		Overall Width (‡)		Approved Wheels (Measuring wheel listed first.)	Min. Dual Spacing (‡)		Revs Per Mile	Max. Load and Pressure Single				Max. Load and Pressure Dual			
					in.	mm	in.	mm	in.	mm		in.	mm		lbs.	psi	kg.	kPa	lbs.	psi	kg.	kPa
11R22.5	G	21307	16	75	19.1	484	41.0	1041	11.3	288	8.25, 7.50	12.5	318	506	6175	105	2800	720	5840	105	2650	720
275/80R22.5	G	17706	16	75	18.6	472	39.8	1012	11.0	280	8.25, 7.50	12.2	311	520	6175	110	2800	760	5675	110	2575	760
11R24.5	G	07025	16	75	20.0	509	43.0	1093	11.3	286	8.25, 7.50	12.5	318	482	6610	105	3000	720	6005	105	2725	720

Note: Wheel listed first is the measuring wheel.


(*) Exceeding the lawful speed limit is neither recommended nor endorsed.

(‡) Overall widths will change 0.1 inch (2.5 mm) for each 1/4 inch change in wheel width. Minimum dual spacing should be adjusted accordingly.


MICHELIN® tires and tubes are subject to a continuous development program. Michelin North America, Inc. reserves the right to change product specifications at any time without notice or obligations.


MNA, Inc. continually updates its product information to reflect any changes in Industry Standards. Printed material may not reflect the current Load and Inflation information.

Please visit www.business.michelinman.com for the latest product information. The actual load and inflation pressure used must not exceed the wheel manufacturer's maximum conditions. Never exceed a wheel manufacturer's limits without permission from the component manufacturer.

 TO FIND OUT MORE
US: business.michelinman.com
CA: business.michelin.ca/en

 FIND US ON FACEBOOK
[michelintruck](https://www.facebook.com/michelintruck)

 CONTACT US ON THE WEB
US: business.michelinman.com/contact-us
CA: business.michelin.ca/en/contact-us

 CONTACT US BY TELEPHONE
US: 1-888-622-2306
CA: 1-888-622-2306