

**MICHELIN® X® TWEEL®**  
*AIRLESS RADIAL TIRE FAMILY*

**TWEEL®**  
Airless Radial Tire



# WHAT IS A MICHELIN® X® TWEEL® AIRLESS RADIAL TIRE?

## NO MAINTENANCE

The MICHELIN® X® TWEEL® airless radial tire is one single unit, replacing the current tire and wheel assembly. There is no need for complex mounting equipment and once they are bolted on, there is no air pressure to maintain.

## NO COMPROMISE

The unique energy transfer within the Polyresin spokes helps reduce the “bounce” associated with pneumatic tires, while providing outstanding handling characteristics.

## NO DOWNTIME (NO FLATS!)

The TWEEL® airless radial tire is designed to perform like a pneumatic tire, but without the inconvenience and downtime associated with flat tires.



## MICHELIN® X® TWEEL® SSL 2 AIRLESS RADIAL TIRE FOR SKID STEERS AND LIGHT CONSTRUCTION EQUIPMENT

MICHELIN® X® TWEEL® SSL 2 airless radial tires are available in two tread patterns: All Terrain and Hard Surface Traction. This second generation MICHELIN X TWEEL SSL offers significant new benefits, including:

- Improved shear beam construction engineered to maximize core life.<sup>1</sup>
- New spoke material helps provide up to 10 times greater spoke life compared to the previous models.<sup>2</sup>
- New interlocked hub designed to increase durability in demanding conditions.

### KEY FEATURES

1. Deep open tread (AT) designed for excellent cleaning and traction. A deep layer of undertread means the core can be retreaded again and again.
2. Zero degree belts (under the tread) and proprietary design provide great lateral stiffness, while resisting damage and absorbing impacts.
3. Michelin's proprietary Comp10 Cable™ forms a semi-rigid “shear beam”, and allows the load to hang from the top.
4. Universal, 8 hole, interlocking heavy gauge steel hub for robust attachment to the machine.
5. High strength, Polyresin spokes carry the load and absorb impacts, help dampen the ride, and provide a unique energy transfer that reduces pneumatic bounce.



(1) On an internal drum endurance test, the MICHELIN X TWEEL SSL 2 with a new shear beam construction lasted over twice as long as the original design.  
(2) Under testing measuring crack growth under fully relaxed conditions, the new spoke material had a crack growth rate that was nearly 10 times slower than the original material.



**MSPN 45604 / CAI 976836**  
Hard Surface Traction

**MSPN 07013 / CAI 357108**  
All Terrain

### REASONS TO BUY

- ✓ Outstanding stability contributes to high machine productivity.
- ✓ Unique spoke design helps reduce “bounce” and driver fatigue associated with pneumatic tires.
- ✓ Consistent footprint, with tread designed to last 2-3 times longer than a pneumatic tire at equal tread depth, and capable of being retreaded.



2-Piece Hub X TWEEL SSL shown without a hub adapter installed

### 2-PIECE HUB MODELS AVAILABLE WITH ADAPTERS

- Five adapters enable the TWEEL® airless radial tire to be used with a range of equipment.



**Hub Adapter**  
**MSPN 47139**  
**CAI 419992**  
12 mm thick 1015 carbon steel / reversible  
8.75" (222.3 mm) center dia.  
8 x 10.91" bolt pattern  
0.79" (20 mm) bolt holes, no taper  
Fits front of Case backhoe loader machines



**Hub Adapter**  
**MSPN 47462**  
**CAI 481115**  
12 mm thick 1015 carbon steel / reversible  
9.0" (228.6 mm) center dia.  
8 x 10.75" bolt pattern  
0.67" (17 mm) bolt holes, tapered  
Fits some Bobcat machines



**Hub Adapter**  
**MSPN 47868**  
**CAI 291074**  
12 mm thick 1015 carbon steel / reversible  
6.0" (152.4 mm) center dia.  
8 x 8.0" bolt pattern  
0.67" (17 mm) bolt holes, tapered  
Use adapter to change offset on 8 x 8.0" standard fitment size



**Hub Adapter**  
**MSPN 04630**  
**CAI 336820**  
12 mm thick 1015 carbon steel / reversible  
3.68" (93.5 mm) center dia.  
10 x 140 mm bolt pattern  
0.63" (16 mm) bolt holes, tapered  
Fits some truck mounted forklifts



**Hub Adapter**  
**MSPN 47999**  
**CAI 336959**  
12 mm thick 1015 carbon steel / reversible  
Blank for custom applications, including a specific bolt configuration not identified here

MSPN	CAI	Description	Size	Max Load @ ~9 mph	Tread Depth	Undertread	Weight
07013	357108	X TWEEL SSL 2 All Terrain	12N16.5	4,400 lbs.	31/32nds	12/32nds	211.0 lbs
45604	976836	X TWEEL SSL 2 Hard Surface Traction	12N16.5	4,400 lbs.	48/32nds	8/32nds	240.0 lbs
93405	817393	X TWEEL SSL 2 All Terrain	10N16.5	3,700 lbs.	31/32nds	10/32nds	160.0 lbs
69607	883466	X TWEEL SSL 2 Hard Surface Traction	10N16.5	3,700 lbs.	48/32nds	10/32nds	190.0 lbs
76642	709241	X TWEEL SSL All Terrain / 2-Piece Hub*	12N16.5	4,400 lbs	31/32nds	12/32nds	226.0 lbs
56289	170674	X TWEEL SSL Hard Surface Traction / 2-Piece Hub*	12N16.5	4,400 lbs.	48/32nds	8/32nds	255.0 lbs

\* Includes improved shear beam and new spoke material introduced with SSL 2, but does not include the SSL 2 interlocking hub. Product measurements are subject to change and are listed here for your convenience. Please see your MICHELIN representative for up-to-date data.

# **MICHELIN® X® TWEEL® TURF AIRLESS RADIAL TIRE**

**FOR ZERO-TURN  
RADIUS MOWERS**



## **REASONS TO BUY**

- ✓ Consistent hub height helps ensure the mower deck produces an even cut.
- ✓ Excellent lateral stability on hillsides and sloped surfaces, and outstanding operator comfort, even when navigating over curbs and other bumps.
- ✓ High performance compounds and an efficient contact patch designed to provide a long wear life that is 2-3 times that of a pneumatic tire at equal tread depth.





**AVAILABLE IN SIZES TO FIT A WIDE RANGE OF MOWERS. FOR MORE DETAILS PLEASE REFER TO THE ONLINE FITMENT GUIDE AT [TWEEL.MICHELINMAN.COM](http://TWEEL.MICHELINMAN.COM)**

MSPN	CAI	Description	Size	Center Color	Max Load (lbs.)	Wheel Offset (in.)	Bolt Pattern	Weight (lbs.)
01133	019985	X TWEEL TURF	18x8.5N10	Black	529	-0.4	4x4 in.	28.4
37968	865514	X TWEEL TURF	22x11N12	Black	529	-1.1	4x4 in.	38.3
47260	318203	X TWEEL TURF	22x11N12 XL	Black	727	-1.375	5x4.5 in.	39.5
50357	332857	X TWEEL TURF	24x12N12	Black	750	-0.75	4x4 in.	47.7
77185	436629	X TWEEL TURF	24x12N12	Black	750	-2.2	4x4 in.	48.2
54411	472782	X TWEEL TURF	24x12N12	Black	750	-1.3	5x4.5 in.	47.7
14365	169991	X TWEEL TURF	24x12N12	Black	750	0.67	5x4.5 in.	47.7
06358	252641	X TWEEL TURF	24x12N12 XL	Black	868	-2.2	4x4 in.	49.4
08189	124062	X TWEEL TURF	26x12N12	Black	1031	-0.87	4x4 in.	58.6
25913	004510	X TWEEL TURF	26x12N12	Black	1031	-2.2	5x4.5 in.	60.3
25926	561237	X TWEEL TURF	26x12N12	Black	1031	0.67	5x4.5 in.	59.4

**PRODUCTS LISTED BELOW ARE EXCLUSIVE TO JOHN DEERE AND JOHN DEERE DEALERS**

30504	361420	X TWEEL TURF	18x8.5N10	Yellow	705	-0.5	4x4 in.	27.1
89064	904073	X TWEEL TURF	24x12N12	Yellow	750	-0.75	4x4 in.	47.7
05583	484963	X TWEEL TURF	24x12N12	Yellow	750	-2.2	4x4 in.	48.2
17510	586606	X TWEEL TURF	24x12N12 XL	Yellow	868	-0.75	4x4 in.	48.9
80949	393921	X TWEEL TURF	24x12N12 XL	Yellow	868	-2.2	4x4 in.	49.4
39287	124062	X TWEEL TURF	26x12N12	Yellow	1031	-0.87	4x4 in.	58.6

Product measurements are subject to change and are listed on this page for your convenience. Please see your MICHELIN representative for up-to-date data.



## FRONT CASTERS FIT MOST MOWERS

- Durable, polyresin tread helps provide a long wear life.
- Integrated metal center hub with OEM quality sealed bearings, available for 5/8" and 3/4" diameter axle bolts. Spacers are available to adapt fit for a variety of popular mowers.
- Unique circular outer beam functions like a spring, creating suspension like characteristics for the front of the mower.

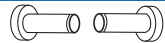
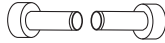
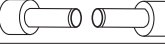



**WARNING**

Use of incorrect mounting hardware can lead to separation of the TWEEL from the vehicle, loss of control, and serious injury or death



13" Grooved Polyresin Tread    13" Smooth Polyresin Tread    15" Smooth Polyresin Tread

MSPN	CAI	Description	Size	Tread	Max Load (lbs.)	Axle Bolt Diameter	Weight (lbs.)
73818	529089	X TWEEL TURF Caster	13x6.5N6	Grooved	290	5/8"	12.5
52441	786694	X TWEEL TURF Caster	13x6.5N6	Grooved	290	3/4"	12.3
41011	462981	X TWEEL TURF Caster	13x6.5N6	Smooth	290	5/8"	12.6
05768	969970	X TWEEL TURF Caster	13x6.5N6	Smooth	290	3/4"	12.4
49136	198082	X TWEEL TURF Caster	15x6.0N6	Smooth	370	5/8"	15.4
31716	788796	X TWEEL TURF Caster	15x6.0N6	Smooth	370	3/4"	15.2

MSPN	CAI	Spacer	Axle Bolt Diameter	Bushing Width	Ass'y / Fork Inside Width
34578	899379		1/2"	5/16"	6-3/8"
38182	391030		1/2"	5/8"	7"
40653	857027		1/2"	1"	7-3/4"
65019	227555		3/4"	1"	7-3/4"
34193	146756		5/8"	5/8"	For John Deere 997
30927	280161		1/2" - 3/4"	2-1/8"	Bearing Dust Cap

### HUB DIAMETER / SPACERS

The TWEEL® caster is available for 5/8" and 3/4" diameter axle bolt diameters. Depending on axle diameter and fork width, spacers may be required for proper installation. Refer to the chart on the right for part numbers and dimensions. Additional fitment information is available at [tweel.michelinman.com](http://tweel.michelinman.com).

# **MICHELIN® X® TWEEL® UTV AIRLESS RADIAL TIRE**

**FOR ALL-TERRAIN AND  
UTILITY-TERRAIN VEHICLES**



## **REASONS TO BUY**

- ✓ Designed specifically for difficult environments and conditions where vehicles are exposed to rugged roads, jagged terrain and other elements hostile to ordinary tires.
- ✓ Full width Polyresin spokes help dampen the ride for enhanced operator comfort, while providing outstanding lateral stiffness, excellent cornering and side-hill stability.
- ✓ Low pressure contact patch helps provide outstanding off-road traction.



**AVAILABLE IN SIZES TO FIT A WIDE RANGE OF MACHINES. FOR MORE DETAILS PLEASE REFER TO THE ONLINE FITMENT GUIDE AT [TWEEL.MICHELINMAN.COM](http://TWEEL.MICHELINMAN.COM)**

**26X9N 14 SIZE**

MSPN	CAI	Description	Common Fitments	Size	Max Load	Max Speed	Bolt Pattern	True Offset	Industry Offset/ Backspace	Center Hole Dia.	Bolt Hole Dia.	Weight
68495	316179	X TWEEL ATV	Honda ATV	26x9N14	506 lbs	50 mph	4x110 mm	+45 mm	5+2	2.7 in	13 mm	50 lbs.
					230 kg	80 kph				68.5 mm		22.7 kg
67693	698296	X TWEEL UTV	Honda, Kubota RTV	26x9N14 69J	715 lbs	62 mph	4x110 mm	+52 mm	6+1	2.7 in	13 mm	57 lbs.
					325 kg	100 kph				68.5 mm		25.7 kg
65492	396708	X TWEEL UTV	Artic Cat, Textron, CAT CUV	26x9N14 69J	715 lbs	62 mph	4x115 mm	+52 mm	6+1	2.7 in	13 mm	57 lbs.
					325 kg	100 kph				68.5 mm		25.7 kg
75085	278044	X TWEEL UTV	Most Polaris, Kawasaki Mule Pro 800	26x9N14 69J	715 lbs	62 mph	4x156 mm	+30 mm	4+3	5.2 in	13 mm	50 lbs.
					325 kg	100 kph				132 mm		22.7 kg
21709	421944	X TWEEL UTV	Most Can Am; Kawasaki Teryx, Mule 4010; John Deere XUV 590; Yamaha, Arctic Cat, others	26x9N14 69J	715 lbs	62 mph	4x137 mm	+48 mm	5+2	4.4 in	14.3 mm	50 lbs.
					325 kg	100 kph				112 mm		22.7 kg
49265	593299	X TWEEL UTV	John Deere XUV 835 and others; ARGO, General Dynamics	26x9N14 69J	715 lbs	62 mph	5x4.5"	+25 mm	4+3	3.13 in	13 mm	50 lbs.
					325 kg	100 kph				79.5 mm		22.7 kg

**26X11N 14 SIZE**

MSPN	CAI	Description	Common Fitments	Size	Max Load	Max Speed	Bolt Pattern	True Offset	Industry Offset/ Backspace	Center Hole Dia.	Bolt Hole Dia.	Weight
64998	199685	X TWEEL UTV	Honda, Kubota RTV	26x11N14	1323 lbs	62 mph	4x110 mm	+35 mm	6+4	2.7 in	13 mm	79 lbs.
					600 kg	100 kph				68.5 mm		35.8 kg
03488	417016	X TWEEL UTV	Artic Cat, Textron, CAT CUV	26x11N14	1323 lbs	62 mph	4x115 mm	+35 mm	6+4	2.7 in	13 mm	79 lbs.
					600 kg	100 kph				68.5 mm		35.8 kg
82599	842835	X TWEEL UTV	Most Polaris, Kawasaki Mule Pro 800	26x11N14	1323 lbs	62 mph	4x156 mm	+42 mm	7+3	5.2 in	13 mm	79 lbs.
					600 kg	100 kph				132 mm		35.8 kg
29242	094026	X TWEEL UTV	Most Can Am; Kawasaki Teryx, Mule 4010; John Deere XUV 590; Yamaha, Arctic Cat, others	26x11N14	1323 lbs	62 mph	4x137 mm	+35 mm	6+4	4.4 in	14.3 mm	79 lbs.
					600 kg	100 kph				112 mm		35.8 kg
10545	812358	X TWEEL UTV	John Deere XUV 835 and others; ARGO, General Dynamics	26x11N14	1323 lbs	62 mph	5x4.5"	+40 mm	7+3	3.13 in	13 mm	79 lbs.
					600 kg	100 kph				79.5 mm		35.8 kg

Note: All UTV/ATVs use 60° / Conical / Tapered Lug Nuts.

Product measurements are subject to change and are listed here for your convenience. Please see your MICHELIN representative for up-to-date data.



MSPN 68495, 67693, 65492, 64998 & 03488



MSPN 75085 & 82599



MSPN 21709 & 29242



MSPN 49265 & 10545



**! WARNING**  
 Use of incorrect mounting hardware can lead to separation of the TWEEL from the vehicle, loss of control, and serious injury or death

# MICHELIN® X® TWEEL® TURF AIRLESS RADIAL TIRE

FOR UTILITY CARTS AND  
GOLF CARTS



## REASONS TO BUY

- ✓ Unique spoke design helps dampen the ride for enhanced rider comfort when driving over gravel, uneven pavement, and bumps.
- ✓ Full width Polyresin spokes help provide outstanding lateral stiffness for excellent side-hill stability.
- ✓ Designed to provide excellent traction and long wear life – up to two times longer than a pneumatic golf cart tire.



**MSPN 01133**  
Golf cart hub  
(includes center dust cap)



**MSPN 78245**  
Utility cart hub  
(shown above)

**! WARNING**

Use of incorrect mounting hardware can lead to separation of the TWEEL from the vehicle, loss of control, and serious injury or death

MSPN	CAI	Description	Size	Wheel Offset	Max Speed	Max Load	Bolt Pattern	Weight (lbs.)
01133	019985	X TWEEL TURF for Golf Carts (Comfort)	18x8.5N10 (205/50N10)	-0.4 in	25 mph	529 lbs.	4x4 in.	28.4 lbs.
78245	361420	X TWEEL TURF for Utility Carts	18x8.5N10 (205/50N10)	-0.4 in	25 mph	705 lbs.	4x4 in.	27.6 lbs.

Product measurements are subject to change and are listed here for your convenience. Please see your MICHELIN representative for up-to-date data.

[tweel.michelinman.com](https://tweel.michelinman.com)  
[business.michelinman.com](https://business.michelinman.com)

Michelin North America Inc., One Parkway South, Greenville, SC 29615  
Michelin North America (Canada) Inc., 2500 Daniel Johnson Blvd., Suite 500, Laval (QC) H7T 2P6  
Copyright © 2021 Michelin North America, Inc. All rights reserved. The Michelin Man is a registered trademark owned by Michelin. | © 2021 MNA(C). All rights reserved.  
An Equal Opportunity Employer | (BWA 08/21) MWL56400

