



THE MICHELIN® AGILIS® CROSSCLIMATE® TIRE IS BUILT TO HANDLE HEAVY WORKING CONDITIONS.

CHOOSE THE MICHELIN® AGILIS® CROSSCLIMATE® TIRE FOR:

- Durability over extended mileage
- Towing and moving heavy loads with confidence
- Protection from impact, punctures and aggression
- All-weather tires for rough work conditions



LT-Metric

C-Metric



Wear (Under Heavy Load)



Fuel Efficiency



Off-Road



Wear (Under Light Load)



Wet/Snow Braking



Comfort

Ratings based upon performance in commercial light truck usage, particularly in towing and moving heavy loads.

* Meets the USTMA (U.S. Tire Manufacturers Association) snow traction performance requirements. Meets the Tire and Rubber Association of Canada (TRAC) requirements for severe snow traction.

CHOOSE THE MICHELIN® DEFENDER® LTX® M/S TIRE FOR:

- Personal use and hobbies
- Long tread life under light loads
- Excellent wet and light snow † traction



Wear (Under Heavy Load)



Fuel Efficiency



Off-Road



Wear (Under Light Load)



Wet/Snow † Braking






Comfort

† While all-season tires are designed to provide reliable performance in moderate winter conditions, the use of four winter tires is recommended for optimal performance and maybe mandatory in certain jurisdictions.



EXPLORE AVAILABLE FITMENTS FOR YOUR CUSTOMER

DIMENSION				DIMENSION				LEGEND	
LT215/85R16	X			LT265/70R18	X	X		 The MICHELIN® AGILIS® CROSSCLIMATE® LT-Metric Tire	
LT225/75R16	X			LT275/65R18	X	X			
LT235/85R16	X			LT275/70R18	X	X			
LT245/75R16	X			LT265/60R20	X	X		 The MICHELIN® Defender® LTX® M/S Tire	
LT265/75R16	X	X		LT275/65R20	X	X			
LT285/75R16		X		LT285/60R20	X	X			
LT225/75R17		X		185/60R15C			X	 The MICHELIN® AGILIS® CROSSCLIMATE® C-Metric Tire	
LT235/80R17	X			205/65R15C			X		
LT245/70R17	X			195/75R16C			X		
LT245/75R17	X	X		225/75R16C			X		
LT265/70R17	X	X		235/65R16C			X		
LT285/70R17	X	X							

HOW TO RESPOND TO YOUR CUSTOMERS' QUESTIONS

- Q:** What is the difference between the MICHELIN® AGILIS® C-Metric sizes vs. the LT sizes?
- A:** The C-metric convention can be thought of as the European equivalent of the LT-metric. Just as LT-metric describes a tire with a higher load rating and higher pressure than the equivalently sized P-metric tire, C-metric describes a tire with a higher load rating and higher pressure than the equivalently sized European Metric tire.
- Q:** What are the main differences between the MICHELIN® AGILIS® CROSSCLIMATE® tire and the MICHELIN® Defender® LTX® M/S tire? When should the MICHELIN® AGILIS® CROSSCLIMATE® tire be recommended vs. the MICHELIN® Defender® LTX® M/S tire?
- A:** The MICHELIN® AGILIS® CROSSCLIMATE® tire is optimized for commercial usage—which means usage by businesses carrying heavy loads, high-duty cycles, frequent towing, and constant or near-constant driving. The MICHELIN® Defender® LTX® M/S tire is optimized for personal usage, including daily commuting, running errands, occasional trips to the home improvement store, tailgating and camping. Varying usage calls for different recommendations.
- Q:** How does the MICHELIN® AGILIS® CROSSCLIMATE® tire perform vs. the MICHELIN® Defender® LTX® M/S tire?
- A:** Compared to the MICHELIN® Defender® LTX® M/S tire, the MICHELIN® AGILIS® CROSSCLIMATE® tire has slightly better snow traction (including the 3PMSF certification on all sizes), better rolling resistance and better tread life under heavy loads. The MICHELIN® Defender® LTX® M/S tire has better tread life under light loads. The two tires are similar for other performances.
- Q:** Why is the MICHELIN® AGILIS® CROSSCLIMATE® tire offered in two different tread designs?
- A:** The MICHELIN® AGILIS® CROSSCLIMATE® C-Metric tire was designed in Europe specifically for the European style vans that are also offered in the North American market. The C-Metric is a directional tread pattern. The LT sizes are non-directional and were designed by the North American Research and Development team to best suit ¾- and 1-ton pickups and vans. Both treads offer comparable performance.
- Q:** Is the MICHELIN® AGILIS® CROSSCLIMATE® tire backed by a mileage guarantee and, if not, does the MICHELIN® Promise Plan™ apply (30-day ride, 3-year flat tire assist)?
- A:** Tires sold for commercial usage are not backed by a mileage guarantee; however, Michelin will offer a 30-day satisfaction guarantee from date of purchase.

To learn more please contact your Michelin Sales Representative or visit www.MichelinTruck.com, www.MichelinMan.com or www.Michelin.ca.

